



# HISTORIC TOUR

## STANDING START BRIEFING

Val de Vienne






# FLAGS AND SIGNS

ACCORDING TO THE REGULATIONS, THE SIGNALLING PROVIDED AT THE  
COMMISSAIRES' POSTS MAY BE COMPLETED BY LIGHTS  
THE RACE DIRECTION MAY ALSO USE A LED PANEL IN ITS DISPLAY AREA TO  
PRESENT THE PENALTIES



Presented by the DC in the Race Direction  
signalling area

**HISTORIC**  
**TOUR**



**TRICOLOUR**

ONLY IN CASE OF MALFUNCTION OF  
THE LIGHTS

Start signal of a race



**CHECKERED  
FLAG**


END OF TESTS or RACE  
Slowing down lap

**You are under parc fermé**



# Presented agitated by the marshals at his post


**HISTORIC**  
**TOUR**



**WHITE**

**ATTENTION**

You are going to catch  
up with a SLOW  
VEHICLE




**GREEN**

“End of neutralised zone”

Return of the track to its  
original state

End of Safety Car operation



**BLUE**

**ATTENTION**

A faster car tries to  
overtake you

**GIVE WAY**





Presented agitated by the marshals at his post

**HISTORIC  
TOUR**

=  **DANGER**  = **SLOW DOWN !**

= Overtaking is strictly forbidden from the first yellow flag marshal's post to the green flag marshal's post or without flag




**YELLOW**

Be prepared to change direction

Danger on the edge or part of the track

Presented for 2 laps

May be presented to reinforce double yellow flag signalling



**2 YELLOW**

A **DANGER** totally or partially obstructs the track

Stewards are working on the trackside or ON the track



# Presented agitated by the marshals at his post

HISTORIC  
TOUR

Neutralisation of tests



Neutralisation of races



SLOW DOWN !

Do not zigzag or brake and  
accelerate too quickly

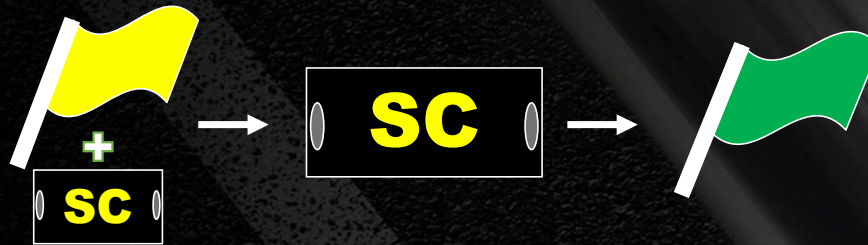
Overtaking is not allowed





# SC PROCEDURE

**HISTORIC  
TOUR**



**In the event of a major incident the Race Direction may decide to neutralise the race by means of a Safety Car operation**

- A waving yellow flag + "SC" signs will be displayed at all commissaires' posts; double yellow flags will be waved at the location of the incident(s)
- From this moment on, all competitors must slow down, not overtake each other and stay in line behind the leader
- The leader will keep the peloton at a slow speed to assist the insertion of the safety car
- The SC will enter the track with its yellow lights on, ahead of the leader.
- If the SC is not in front of the leader, he can signal you to overtake him by turning on the green light of his light bar.
- When the track is back in race condition, the SC will turn off its lights at the recommended location (specified in the briefing) and the yellow flags will be removed, only the "SC" signs will be displayed
- The SC will retire to the pit lane, the cars will continue on track and will be presented with a green flag on the restart line indicating the restart of the race
- **ATTENTION:** when the SC has its lights on, you must follow it wherever it goes (escape routes, pit lanes etc...)



# Change of grip flag presented FIXED by the marshal

**HISTORIC**  
**TOUR**



**YELLOW & RED**

**BE CAREFUL!**

Track grip changes  
There may be oil, water, gravel....





# Penalty flags, displayed FIXED in the Race Direction zone

**HISTORIC**  
**TOUR**



+

123

BLACK

Orange

+ N°

**MANDATORY PIT STOP**  
Technical problem



+

123

BLACK &

WHITE

+ N°

**WARNING**  
Unsportsmanlike drive  
Failure to respect track  
limits



+

123

BLACK

+ N°

**MANDATORY PIT STOP**



# Penalty signs displayed in the Race Direction area

**HISTORIC  
TOUR**

**Drive  
Through**

**123**

Presented 3 laps maximum  
Must go through the pit lane

---

**STOP &  
GO**

**123**

Presented 3 laps maximum  
Obligation to stop at the penalty area

Penalties must be carried out as soon as possible without stopping in the pit  
These penalties cannot be carried out during a SC operation





# Presented agitated at all marshals' posts and DC area


**HISTORIC  
TOUR**

REDUCE SPEED IMMEDIATELY

NO OVERTAKING ALLOWED

GO INTO THE STANDS WAY (unless otherwise stated in the DC briefing)

YOU ARE UNDER PARC FERME



## In Tests

You are under parc fermé  
Do not stop at your stand

Qualifying: Time stopped

## In Race

Staying in the traffic lane

Stop 10m before the pit exit lights without overtaking = keep your order on track

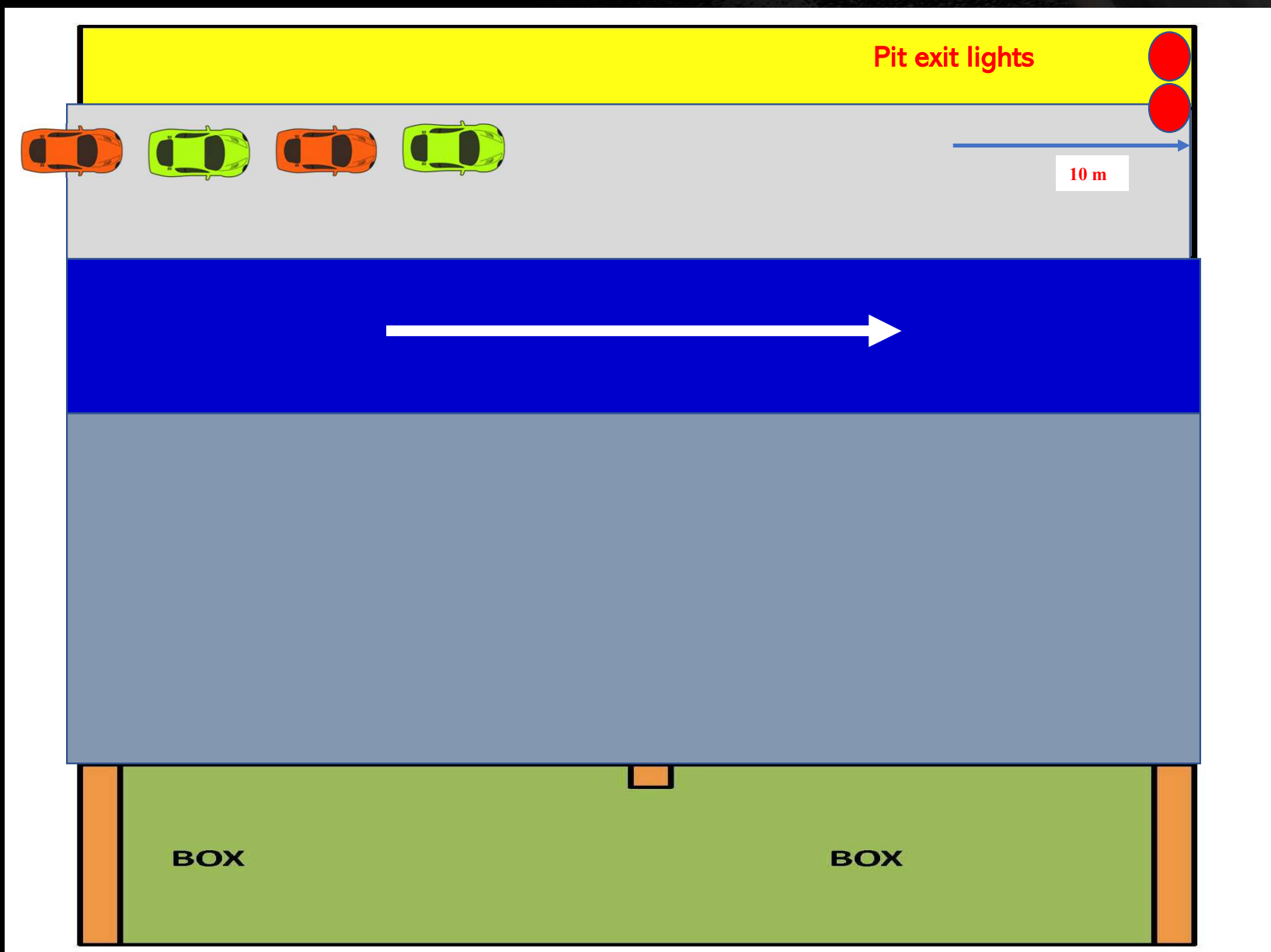
### Stopping time

The S.C. takes position in front of the leading car

If the first cars are the last in the ranking, the D.C. makes these cars start for 1 lap and then come back to the end of the line in the pits.

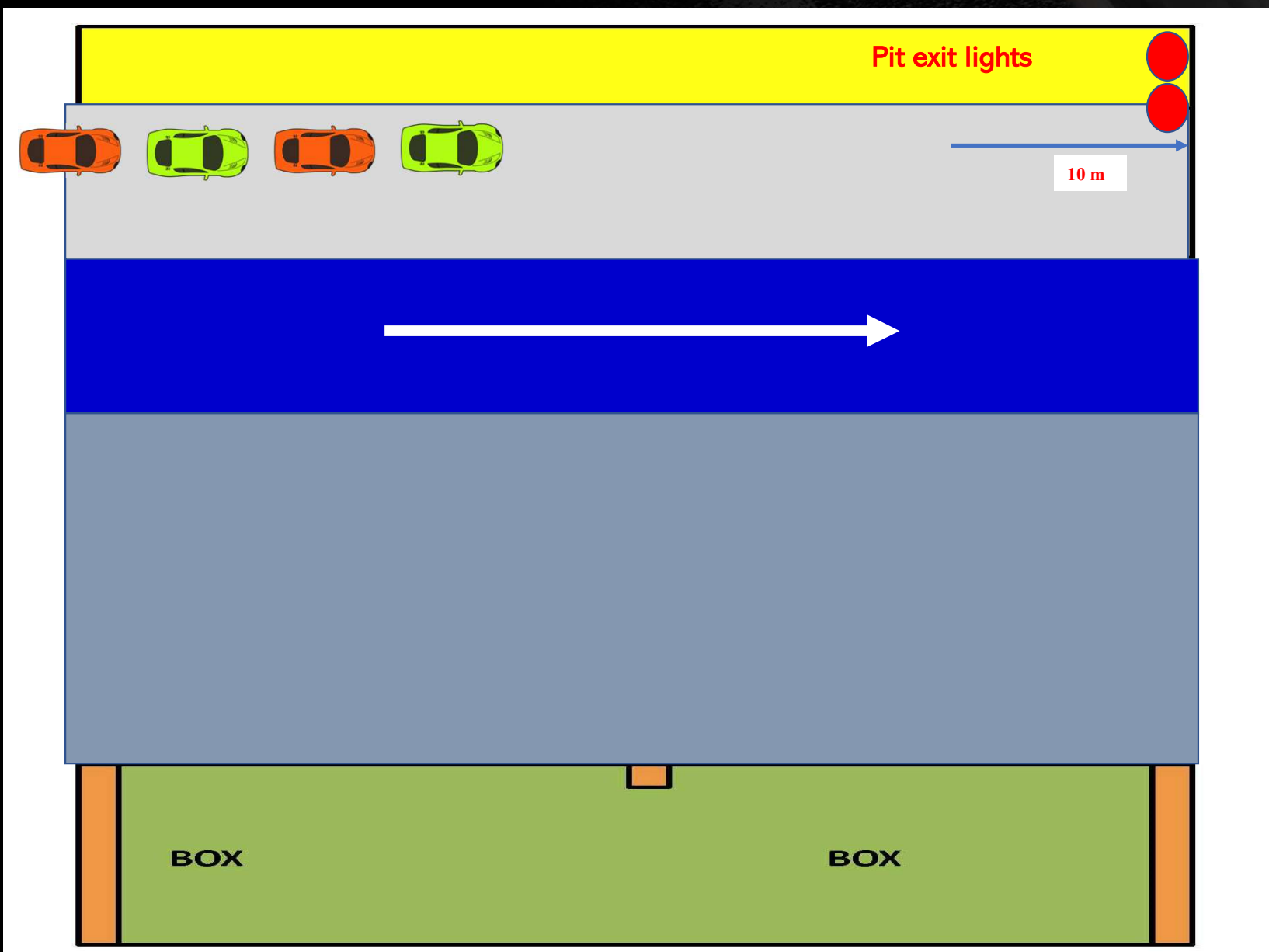
Track ok = Green pit exit - restart of the race under SC procedure






Neutralized track  
The cars remain in the traffic lane and move towards the pit exit line and stop 10 metres from it





Neutralized track  
The cars remain in the traffic lane and move towards the pit exit line and stop 10 metres from it

# NON-COMPLIANCE WITH SIGNS



Ex: Overtaking under yellow flag, during FY or SC

On the report of the marshal or found by the DC :

In the tests: Cancellation of best time

In the race: Drive Through

***Drive Through***

***STOP & GO***

After 3 Presentations:


Black Flag

Transmission Sporting steward

After 4 Presentations :

Transmission Sporting steward

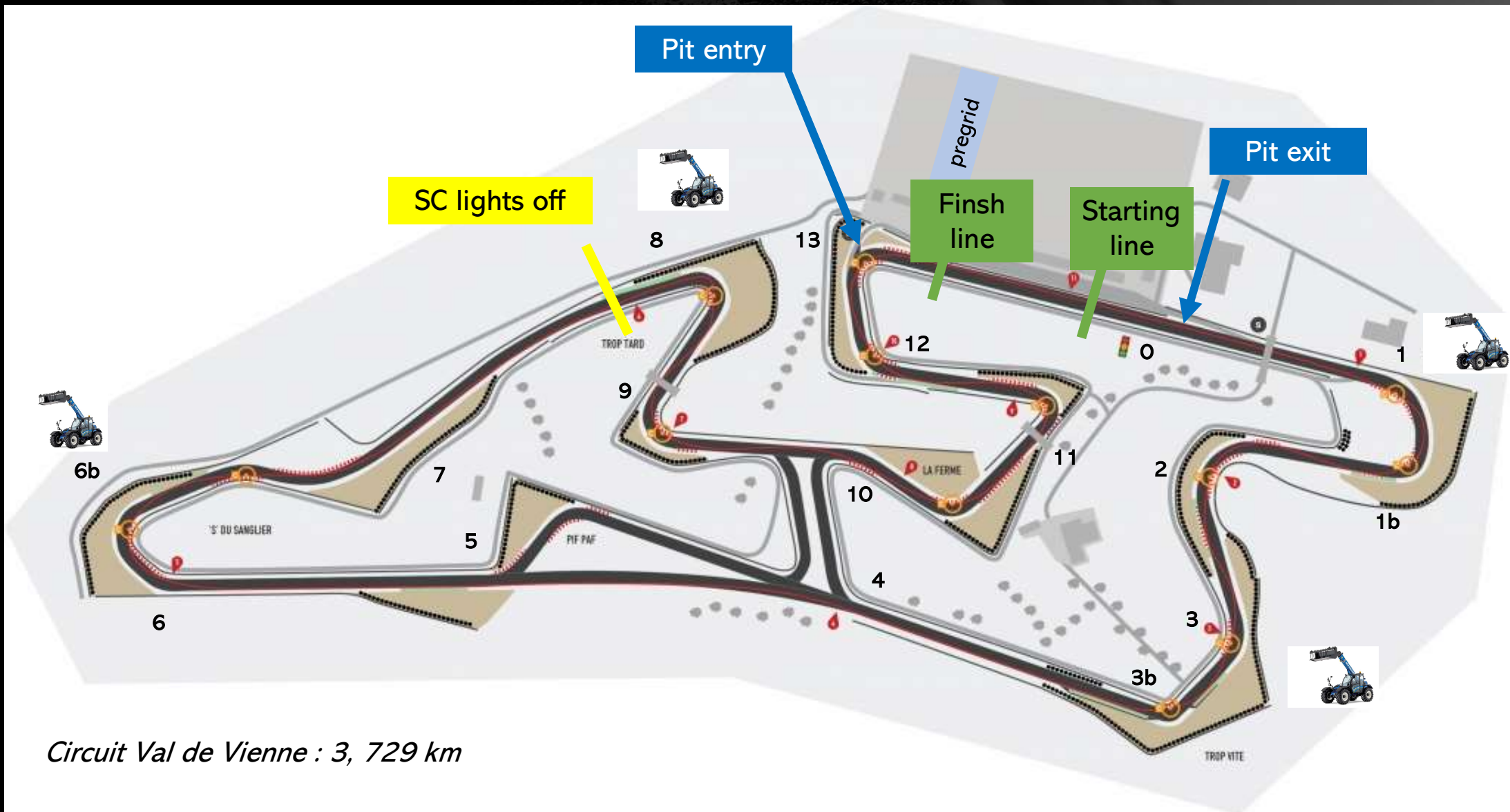
Transmission FFSA





# SPECIAL FEATURES

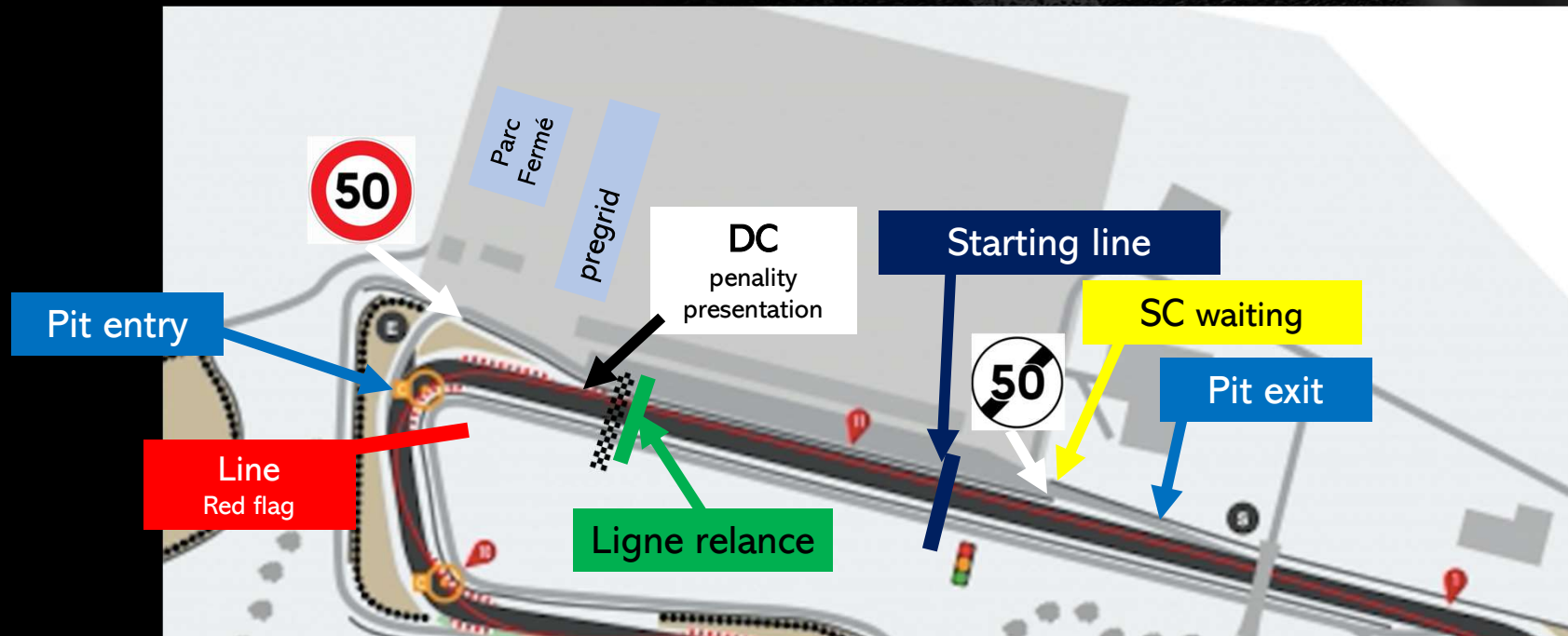






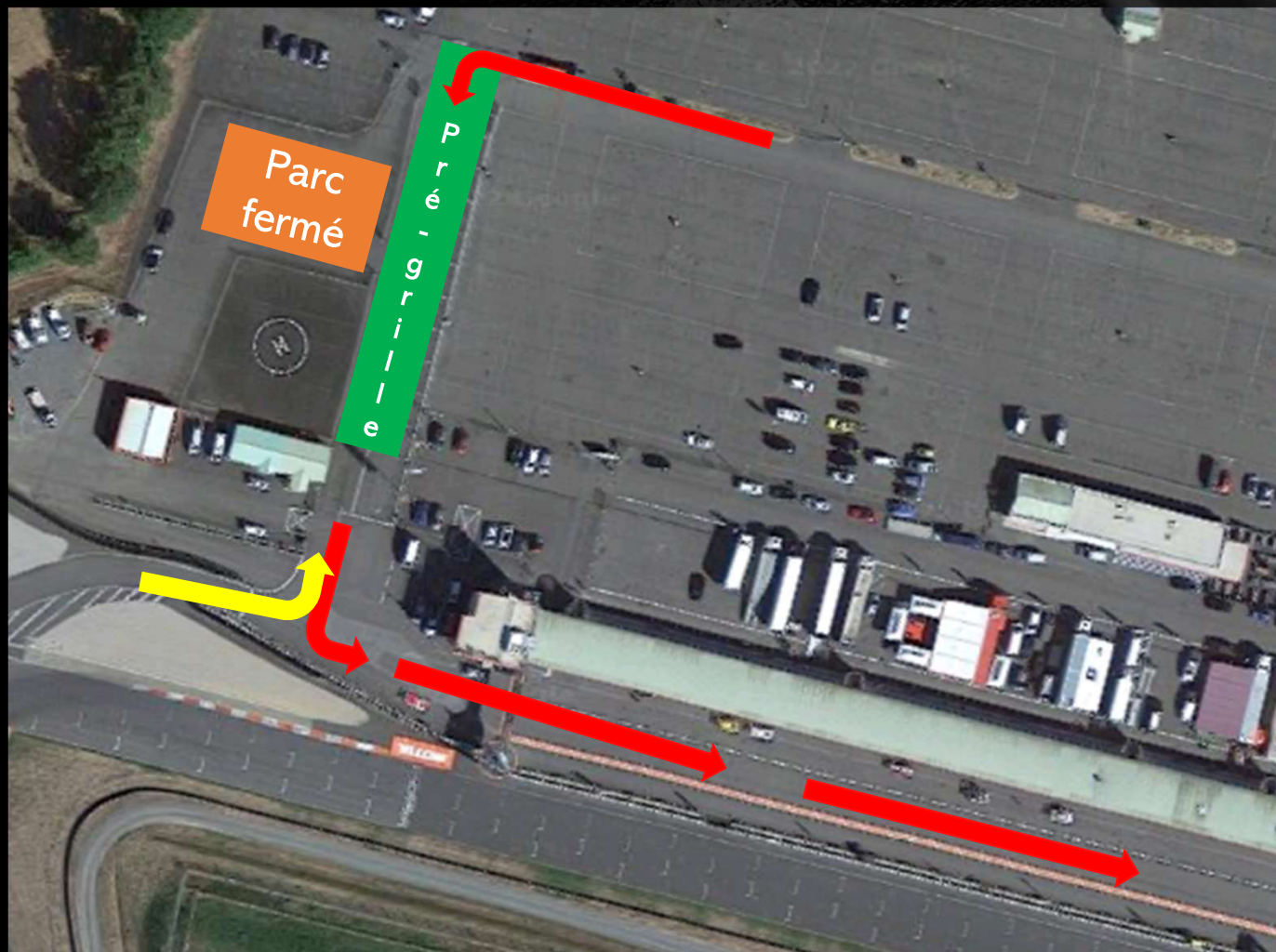
➤ Detailed view of the pit area

Please note that the start line is located under the traffic lights gantry and is therefore different from the timing loop.



# TRACK ACCESS

HISTORIC  
TOUR





# TRACK ACCESS

HISTORIC  
TOUR



# PARC FERMÉ

**HISTORIC**  
**TOUR**





# STANDING START – POSITION ON THE GRID

**HISTORIC**  
**TOUR**

Pole

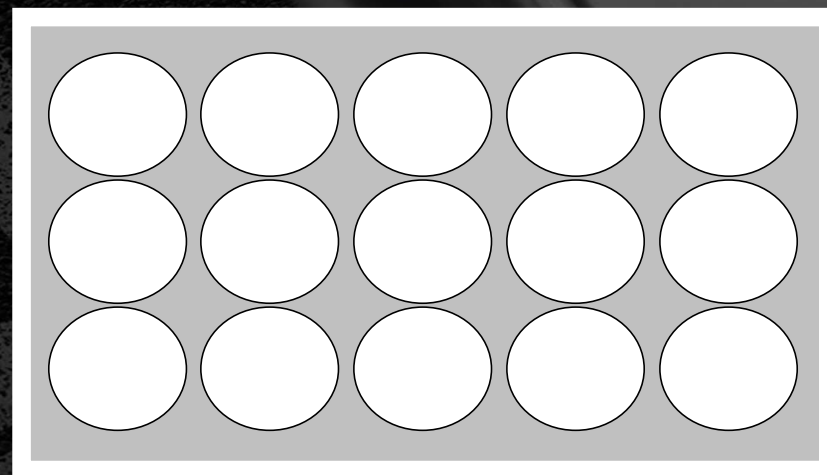



DO NOT FILL IN THE GAPS



# STARTING LIGHTS

**HISTORIC**  
**TOUR**





# STARTING LIGHTS — Light procedure

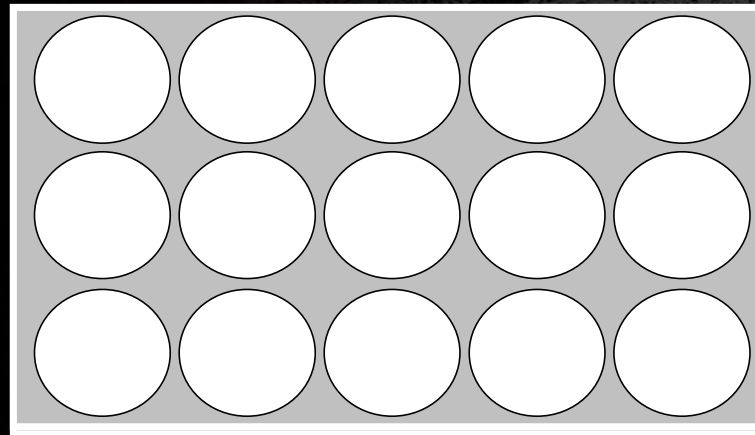
**HISTORIC**  
**TOUR**

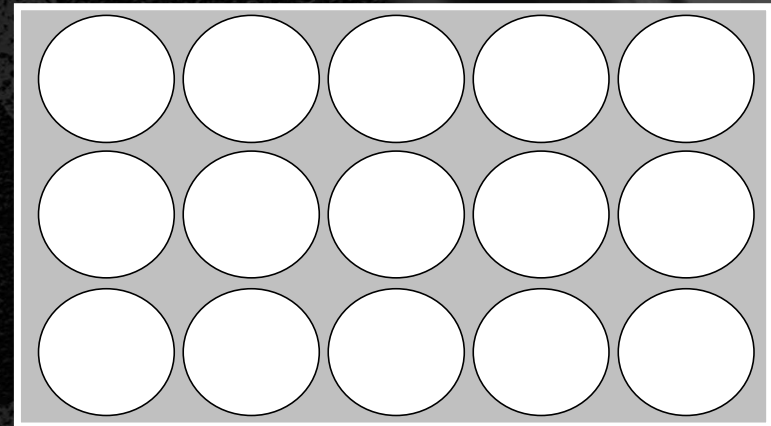
Formation lap

Setting up a grid

5s sign presentation

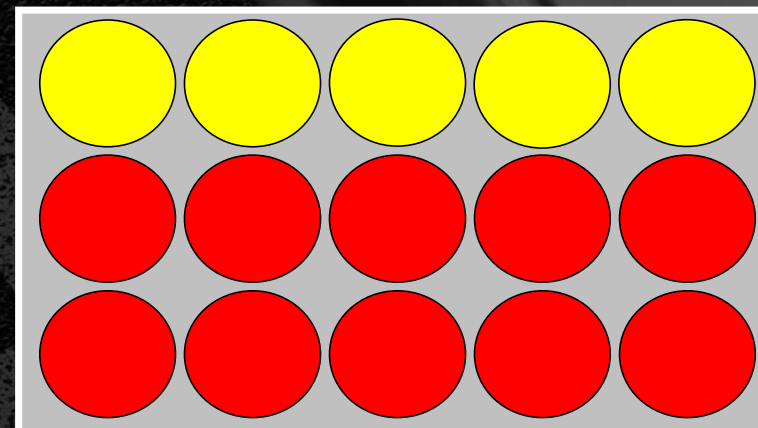
Start of procedure





Start at lights off





## Delayed departure

New formation lap at the presentation of the sign “extra formation lap”

The race is reduced by one lap

# ENTRANCE OF THE PITS

**HISTORIC**  
**TOUR**



**KEEP THE LEFT**





# ENTRANCE OF THE PITS – SPEED LIMIT

**HISTORIC**  
**TOUR**




**SPEED CONTROLLED  
BY RADAR  
TIME LOOPS**



# PIT EXIT

**HISTORIC  
TOUR**



**Pit exit lights**



**RADAR-CONTROLLED  
SPEED LIMIT  
AND TIMING LOOP**



# PIT EXIT

**HISTORIC**  
**TOUR**



White pit exit line  
Forbidden to cross it

Cross line = **Drive**  
**Through**



# TRACK

HISTORIC  
TOUR



In the event of a mechanical problem, contact the **Orange whistles** for assistance.

You are under the responsibility of the marshals. Respect them and follow their instructions.

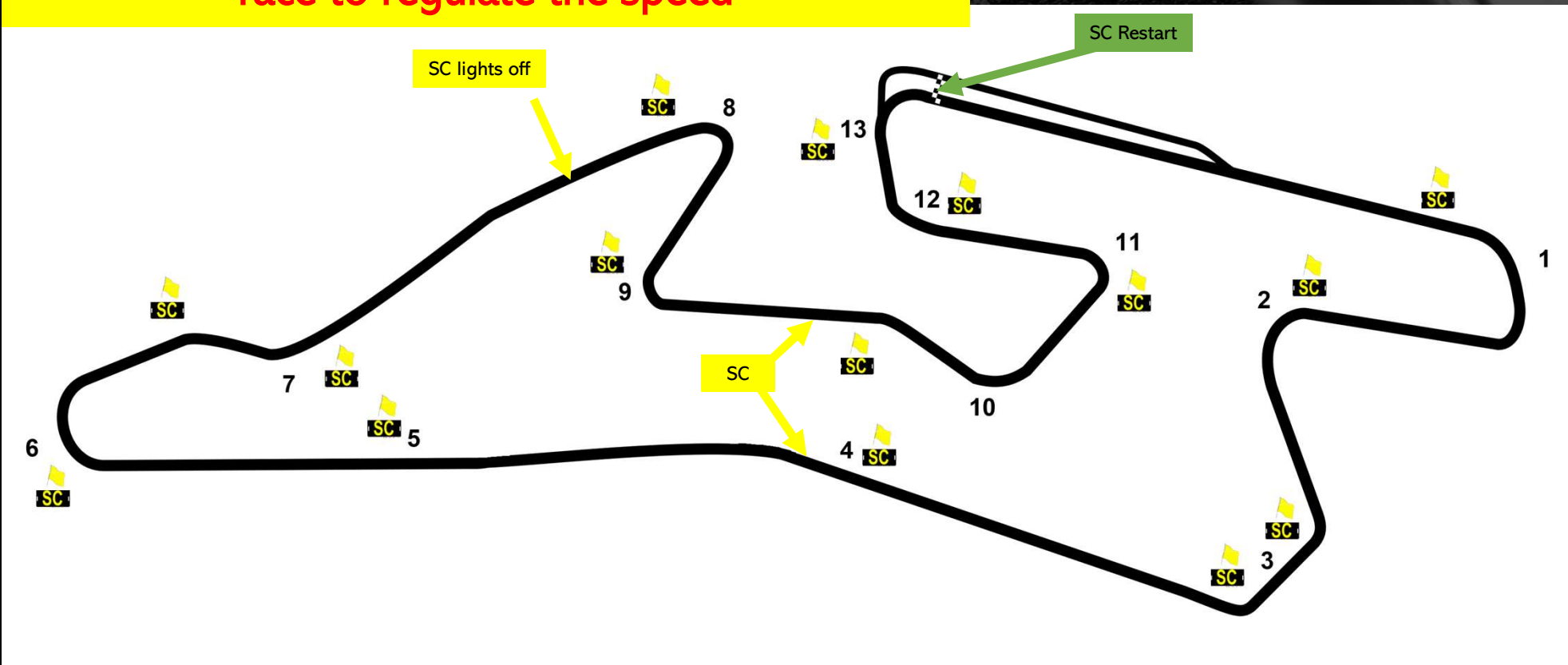




# SAFETY CAR

HISTORIC  
TOUR

Until the Safety Car comes out, it is the first in the race to regulate the speed




# TRACK - RACE DIRECTION GATEWAY

**HISTORIC**  
**TOUR**




Safety Car Relay Line  
Finish line  
Timing line  
Presentation of penalties





# TRACK LIMITS

**HISTORIC**  
**TOUR**



# TRACK LIMITS

**HISTORIC**  
**TOUR**

## QUALIFYING:

1<sup>st</sup> time: **cancellation of lap time**

2<sup>nd</sup> time: **Warning + cancellation of lap time**

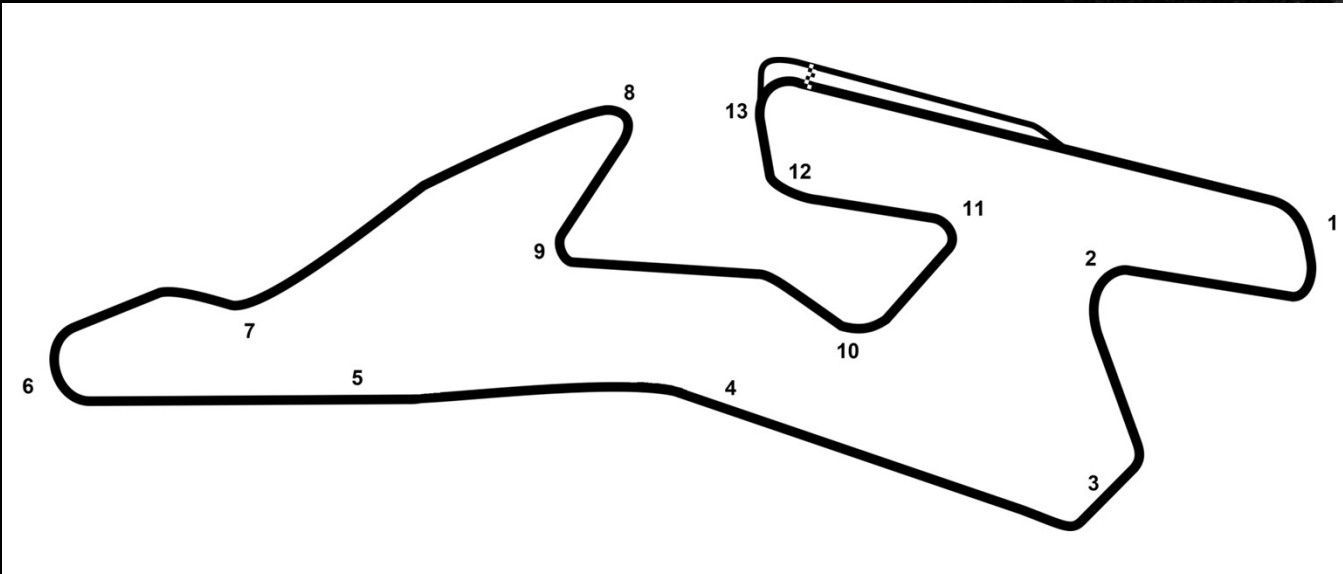
3<sup>rd</sup> time: **Cancellation of lap time and best time**

## RACES:

1<sup>st</sup> time: **Screen message**

2<sup>nd</sup> time: **Warning**

3<sup>rd</sup> time: **Drive Through**





# PENALTY AREA - STOP & GO

HISTORIC  
TOUR



*The Race Direction thanks you for your  
attention and wishes you a good  
weekend*

**ASA**  
LE VIGEANT

**Circuit Val de Vienne**